


BOARDMAN URBAN RENEWAL AGENCY

City of
Boardman
Oregon



PROPOSED BUDGET

FY 2023 – 2024



TABLE OF CONTENTS

– Boardman Urban Renewal Agency- 2023-2024 Proposed Budget

	<u>PAGE</u>
Budget Committee Roster	2
Staff	2
Budget Calendar	3
Budget Message	4
Central Boardman Urban Renewal District	6
Central Boardman Urban Renewal District Maps	7
Central Boardman Urban Renewal District Budget	8
West Boardman Urban Renewal District	9
West Boardman Urban Renewal District Maps	10
West Boardman Urban Renewal District Budget	11
Budget Summary by District	12
Budget Summary by Category	13



BUDGET COMMITTEE ROSTER

Boardman Urban Renewal Agency

2023-2024 Budget

Commission Chair----- Paul Keefer

Commission Vice Chair ----- Heather Baumgartner

Commissioner----- Cristina Cuevas

Commissioner----- Karen Pettigrew

Commissioner----- Brenda Profitt

Commissioner----- Richard Rockwell

Commissioner----- Isaac Williams

Citizen Member-----Dori Drago

Citizen Member-----Stephen Fuss

Citizen Member-----Emerald Lantis

Citizen Member-----Lisa Mittelsdorf

Citizen Member-----Sonja Neal

Citizen Member-----Edith Velasco

STAFF

Rick Stokoe, City Manager Pro Tem

Marta Barajas, Finance Director

Loren Dieter, Interim Chief of Police

Kevin Kennedy, Public Works Director

Carla McLane, Planning Official

Glenn McIntire, Building Official

Rolf Prag, Special Projects Manager

Jackie McCauley, Acting Clerk



BUDGET CALENDAR

Boardman Urban Renewal Agency

2023-2024 Budget

- Jan. 10 Appoint Budget Officer and Budget Committee
- Feb. - May Prepare proposed budget
- May 2 Publish 1st Notice of Budget Committee Meeting
(5-30 days prior to meeting)
- May 9 Publish 2nd Notice of Budget Committee Meeting
(if online: >= 10 days prior to the meeting)
- May 16 Budget Committee meeting URA 7:00 pm
- May 23 Second Budget Committee meeting (if needed) URA 7:00 pm
- May 30 Publish Notice of Budget Hearing & Budget Summary
(5-30 days prior to meeting)
- June 6 Budget Hearing URA 7:00 pm
- June 6 Enact Resolution to adopt budget
- July 15 Submit tax certification documents to Tax Assessor
- Sept. 30 Send copy of all budget documents to County Clerk



May 12, 2023

Members of the Boardman Urban Renewal Agency Budget Committee,

I present to you, the budget proposal for the 2023-2024 fiscal year, of the Boardman Urban Renewal Agency (URA). Since the establishment of the URA, two Urban Renewal Districts have been adopted; the Central Boardman Urban Renewal District and the West Boardman Urban Renewal District. Separate budgets are prepared, one for each district, as each district is independent of the other.

In the Central Urban Renewal District, we have identified the need to improve SE Front Street with an extension to connect it with SE Oregon Trail Blvd., creating a loop road. The City of Boardman is the financial leverage for the Central Urban Renewal District. This proposed project will require up to \$2M for its completion. This project should increase assessed valued in the area and, in turn, increase the property taxes levied, bringing in the money to help repay this infrastructure investment. In the coming years, the property taxes collected by the Central Urban Renewal District will be used for that purpose.

There are currently no planned infrastructure projects for the West Urban Renewal District.

Having placed the 2023-2024 proposed budget in your hands, I ask for your review and approval.

Respectfully submitted,

Marta Barajas
Finance Director/Budget Officer

BOARDMAN URBAN RENEWAL AGENCY

Boardman Urban Renewal Agency

The Boardman Urban Renewal Agency was established on August 19, 2008 to help with development activities in designated areas of Boardman. These activities are designated by its Governing body. The duration of an Urban Renewal is for twenty years from the effective date of the Plan. Since the inception of these two Districts, a total of \$1,196,810 of construction and area upgrades have been completed, with approximately \$986,520 being reimbursed to the City, leaving a balance of \$210,290. The outstanding amount is anticipated to be paid off in the 2023-2024 fiscal year.

Districts within the Boardman Urban Renewal Agency

- Central Boardman Urban Renewal District: Est. 8/19/2008
- West Boardman Urban Renewal District: Est. 11/18/2013

CENTRAL URBAN RENEWAL DISTRICT

The Central Boardman Urban Renewal District

The Central Boardman Urban Renewal District was adopted on August 19, 2008, and will expire in 2028. It covers the area from SE Front Street to Wilson Lane along the East side of Main Street. Multiple projects have been completed and these have brought in new ventures along the areas of improvements.

- In 2014, approximately 900 feet of water and sewer lines were constructed from Oregon Trail Blvd North to SE Front Street with additional connections and street upgrades on a section of SE Front Street.
- In fiscal year 2015-2016 a commercial food entity along with two additional retail spaces was constructed and has been operational on SE Front Street.
- In 2018-2019 an upgrade to the City's main water line, along Wilson Road, was completed.
- In 2020, a food pod was constructed and has 4-5 vendors at any given time.
- In 2021, a new hotel establishment opened its doors along SE Front Street.

It seems that we are looping back around and finishing up the needed work on SE Oregon Trail Blvd. and SE Front St. that we started in 2014. The water and sewer lines are updated and now, we are going to work on the streets. SE Front Street needs major repairs but an extension from the east of SE Front St. making a connection to Oregon Trail Blvd., creating a loop road, has been identified as an infrastructure expansion project, as well. Initial engineering work has commenced for this project.

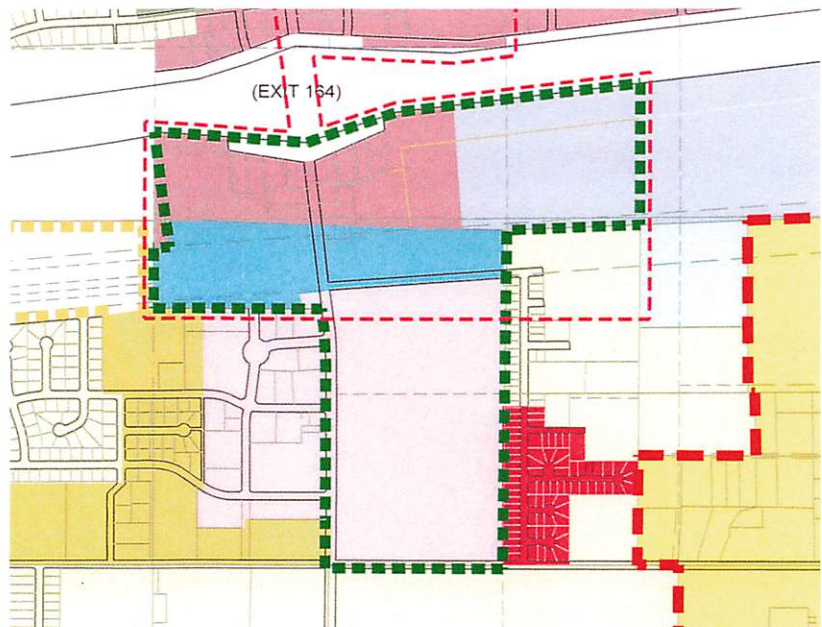
The City is the finance entity for the Boardman Urban Renewal Agency. The City has been supportive of development in this District and street infrastructure projects are a priority. This District no longer holds a debt to the City. All previously financed projects were paid off in the 2022-2023 fiscal year.

BOARDMAN CENTRAL URBAN RENEWAL DISTRICT MAPS



Boardman Central Urban Renewal Satellite Map 2017

https://satellites.pro/Boardman_map.Oregon_region.USA



Boardman Central Urban Renewal
Boundary Map

**** BOARDMAN CENTRAL URBAN RENEWAL DISTRICT ****

Historical Data			<u>RESOURCES</u>	Proposed	Approved	Adopted
Actual	Actual	Adopted		Budget	Budget	Budget
2020-2021	2021-2022	Budget		2023-2024	2023-2024	2023-2024
		2022-2023				
17,820	81,704	129,500	BEGINNING CASH	235,000	0	0
88,421	86,204	90,225	TAXES	86,225	0	0
0	41,859	2,002,100	GRANTS & LOANS	2,040,000	0	0
463	517	500	OTHER REVENUES	750	0	0
0	0	0	TRANSFERS IN	0	0	0
106,704	210,285	2,222,325	TOTAL RESOURCES	2,361,975	0	0

Historical Data			<u>EXPENDITURES</u>	Proposed	Approved	Adopted
Actual	Actual	Adopted		Budget	Budget	Budget
2020-2021	2021-2022	Budget		2023-2024	2023-2024	2023-2024
		2022-2023				
0	0	65,000	PROFESSIONAL FEES	58,500	0	0
0	326	1,000	ADVERTISING & PUBLICATIONS	1,500	0	0
0	0	400	DUES & TAXES	400	0	0
0	0	0	GRANTS	0	0	0
25,000	80,000	65,210	OTHER EXPENSES	20,000	0	0
0	0	1,700,000	CAPITAL PROJECTS	2,000,000	0	0
0	0	0	DEBT SERVICE	0	0	0
0	0	0	TRANSFERS	0	0	0
0	0	390,715	CONTINGENCY	281,575	0	0
81,704	129,960	0	RESERVE FOR FUTURE EXPENDITURES	0	0	0
106,704	210,285	2,222,325	TOTAL EXPENDITURES	2,361,975	0	0

WEST URBAN RENEWAL DISTRICT

The West Boardman Urban Renewal District

The West Boardman Urban Renewal District was adopted on November 18, 2013 covering 169.7 acres in west Boardman. It is bordered by W. Wilson Lane to the south and Paul Smith Road to the west.

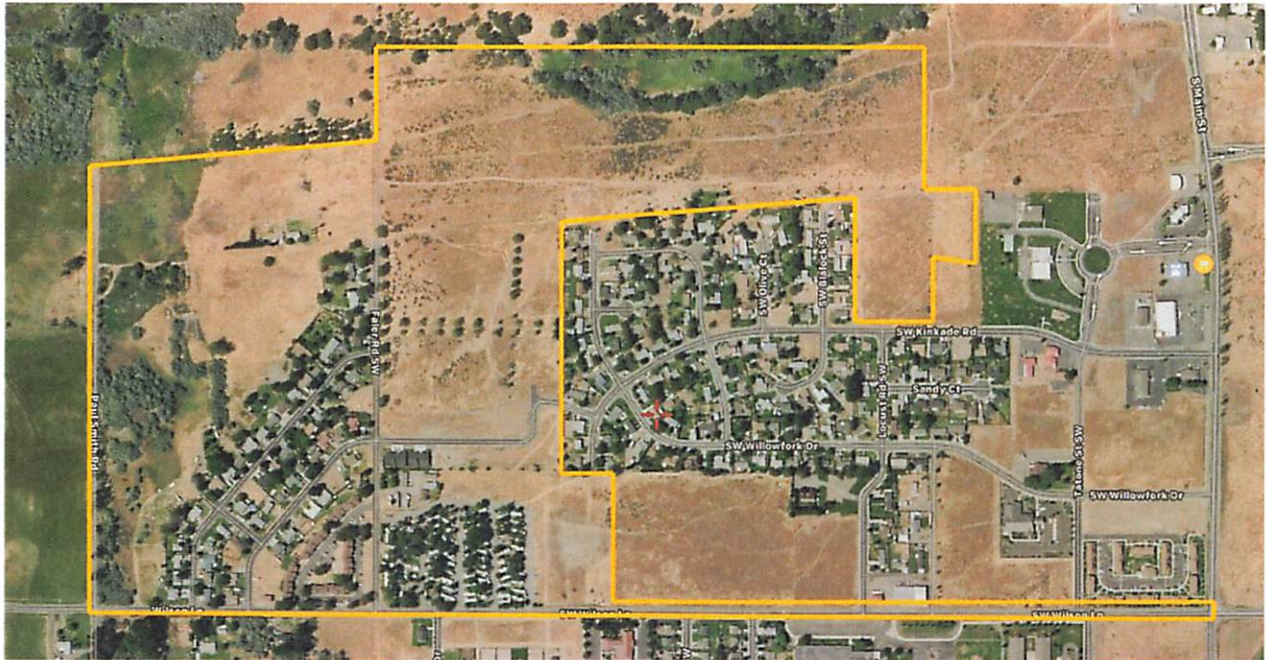
- In 2014, the street extension of Mt. Hood Ave, in the Chaparral subdivision (photo on cover page) was completed along with the construction of additional water and sewer infrastructure. Much of the improvements were aided by in-kind support from the Port of Morrow and financial backing by the City for utility services.
- Two duplexes were constructed in 2016 and two more were completed in 2019, and as of 2023 there are a total of seven duplexes on that street.
- In fiscal year 2018-2019, Faler Road was repaired and upgraded. Along with Faler Road, the City's main water and sewer lines were upgraded to replace the outdated utility lines.

The City funded these projects to in anticipation of the expected growth in the area, with additional housing that is to come, including single dwelling homes.

The West Urban Renewal District, has made reimbursement payments from property taxes, on the debt and operating costs owed to the City of Boardman, through the past years. The remaining balance due to the City is \$210,290, of which all is budgeted to be repaid in the 2023-2024 fiscal year.

The district does not have any infrastructure projects planned for this year.

BOARDMAN WEST URBAN RENEWAL DISTRICT MAPS



Boardman West Urban Renewal Satellite Map 2017

https://satellites.pro/Boardman_map.Oregon_region.USA

FIGURE 2.1: WEST BOARDMAN URBAN RENEWAL AREA, BOARDMAN



**** BOARDMAN WEST URBAN RENEWAL DISTRICT ****

Historical Data			<u>RESOURCES</u>	Proposed	Approved	Adopted
Actual	Actual	Adopted		Budget	Budget	Budget
2020-2021	2021-2022	Budget		2023-2024	2023-2024	2023-2024
11,824	48,615	11,500	BEGINNING CASH	90,000	0	0
86,414	85,974	57,850	TAXES	86,140	0	0
0	39,675	1,500,000	GRANTS & LOANS	35,950	0	0
377	352	800	OTHER REVENUES	500	0	0
0	0	0	TRANSFERS IN	0	0	0
98,615	174,616	1,570,150	TOTAL RESOURCES	212,590	0	0

Historical Data			<u>EXPENDITURES</u>	Proposed	Approved	Adopted
Actual	Actual	Adopted		Budget	Budget	Budget
2020-2021	2021-2022	Budget		2023-2024	2023-2024	2023-2024
0	0	89,700	PROFESSIONAL FEES	1,500	0	0
0	325	2,500	ADVERTISING & PUBLICATIONS	800	0	0
0	0	400	DUES & TAXES	0	0	0
0	0	0	GRANTS	0	0	0
50,000	75,000	55,000	OTHER EXPENSES	0	0	0
0	0	1,123,050	CAPITAL PROJECTS	0	0	0
0	0	159,500	DEBT SERVICE	0	0	0
0	0	0	TRANSFERS	210,290	0	0
0	0	140,000	CONTINGENCY	0	0	0
48,615	99,290	0	RESERVE FOR FUTURE EXPENDITURES	0	0	0
98,615	174,615	1,570,150	TOTAL EXPENDITURES	212,590	0	0

BUDGET SUMMARY BY DISTRICT

RESOURCES - BY DISTRICT

Historical Data				Proposed Budget 2023-2024	Approved Budget 2023-2024	Adopted Budget 2023-2024
Actual 2020-2021	Actual 2021-2022	Adopted Budget 2022-2023				
106,704	210,285	1,290,800	NET CENTRAL DISTRICT	2,361,975	0	0
98,615	174,616	1,570,150	NET WEST DISTRICT	212,590	0	0
205,319	384,901	2,860,950	TOTAL RESOURCES	2,574,565	0	0

EXPENDITURES - BY DISTRICT

Historical Data				Proposed Budget 2023-2024	Approved Budget 2023-2024	Adopted Budget 2023-2024
Actual 2020-2021	Actual 2021-2022	Adopted Budget 2022-2023				
106,704	210,285	1,290,800	NET CENTRAL DISTRICT	2,361,975	0	0
98,615	174,615	1,570,150	NET WEST DISTRICT	212,590	0	0
205,319	384,901	2,860,950	TOTAL EXPENDITURES	2,574,565	0	0

BUDGET SUMMARY BY CATEGORY

RESOURCES - BY CATEGORY

Historical Data				Proposed Budget 2023-2024	Approved Budget 2023-2024	Adopted Budget 2023-2024
Actual 2020-2021	Actual 2021-2022	Adopted Budget 2022-2023				
29,644	130,319	319,600	BEGINNING CASH	325,000	0	0
174,835	172,178	1,987,350	TAXES	172,365	0	0
0	81,534	264,000	GRANTS & LOANS	2,075,950	0	0
840	869	0	OTHER REVENUES	1,250	0	0
0	0	290,000	TRANSFERS IN	0	0	0
205,319	384,901	2,860,950	TOTAL EXPENDITURES - BY CATEGORY	2,574,565	0	0

EXPENDITURES - BY CATEGORY

Historical Data				Proposed Budget 2023-2024	Approved Budget 2023-2024	Adopted Budget 2023-2024
Actual 2020-2021	Actual 2021-2022	Adopted Budget 2022-2023				
75,000	155,651	319,600	MATERIALS & SERVICES	82,700	0	0
0	0	1,987,350	CAPITAL OUTLAY	2,000,000	0	0
0	0	264,000	DEBT SERVICE	0	0	0
0	0	0	TRANSFERS	210,290	0	0
0	0	290,000	CONTINGENCY	281,575	0	0
130,319	229,250	0	RESERVES	0	0	0
205,319	384,901	2,860,950	TOTAL EXPENDITURES - BY CATEGORY	2,574,565	0	0